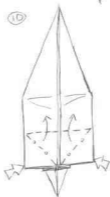
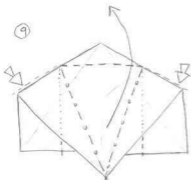
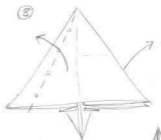
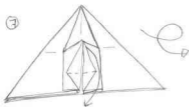
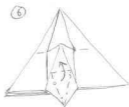

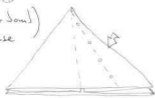


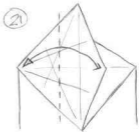
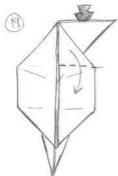
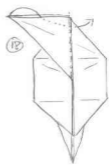
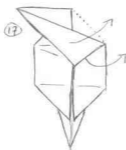
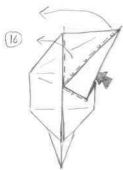
Cabra - Goat

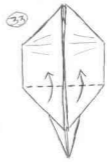
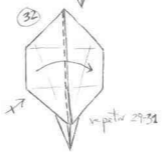
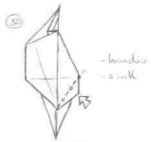
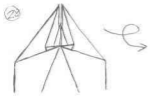
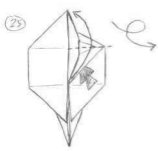
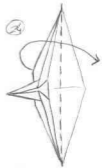
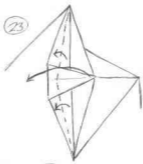
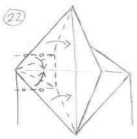
Román Díaz^①

- papel del mismo color en ambos lados.
- paper same color both sides.

(Water Bomb)
base





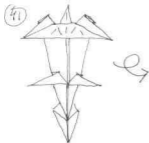




revertir
(reverse
fold)



repetir 36-38
del lado izquierdo
(repeat 36-38 on left side)



(43) swivel



(45) repetir 43-44
(repeat 43-44)



(46) doblar todo
al modelo a
la mitad
(valley whole model
in half)

(46) Meter el borde libre
por debajo. (Tuck loose edge
under shown flap)



48
hundir
(sink)



50

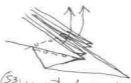


51
(crimp neck symmetrically)

47
valley/spread-squash
valley fold doesn't go
all the way to the tip
repeat behind



52
(Crimp legs)



53
revertir las puntas
de más afuera
(reverse the two outermost
points)



54
(valley back the
next pair.)



55
repetitivas
(repeat behind)



56
(make a small
reverse fold)
repeat behind



57
(fold a thin strip
behind.
repeat behind)

58 (reverse)



59 (reverse)



60 (crimp down)



61 (crimp in)



62 (outside reverse)



63 abrir un poco
& curvar
(open up a bit and
shape)



64. curvar los cuernos
-redondear el cuerpo
(curve the horns)
shape de body)



65



66



67 Casva Terminada
finished Goat

